

Name: _____

Curly Caterpillar letters c a d

Helping your child practise the correct movement for these letters will help them develop efficient handwriting. They don't have to do all of it, and short sessions are best.



Trace the letter movement

c c c c

c c

a a a a

a a

d d d d

d d



Practise and copy

c c

a a

d d



Practise and copy

c a d

d a d

Name: _____

Curly Caterpillar letters g o q

Helping your child practise the correct movement for these letters will help them develop efficient handwriting. They don't have to do all of it, and short sessions are best.



Trace the letter movement

g g g g

g g

o o o o

o o

q q q q

q q



Practise and copy

g g

o o

q q



Practise and copy

g o

d o

Name: _____

Curly Caterpillar letters e s f

Helping your child practise the correct movement for these letters will help them develop efficient handwriting. They don't have to do all of it, and short sessions are best.



Trace the letter movement

e e e e

e e

s s s s

s s

f f f f

f f



Practise and copy

e e

s s

f f



Practise and copy

f e d

s o

Name: _____

Curly Caterpillar capitals

Helping your child practise the correct movement for these letters will help them develop efficient handwriting. They don't have to do all of it, and short sessions are best.



Trace the letter movement

C D G O Q S E F A

C D G O Q S E F A



Practise and copy

C D G O Q S E F A



Practise and copy

D a d Q u e e n


Name: _____

Long Ladder letters i l t




Helping your child practise the correct movement for these letters will help them develop efficient handwriting. They don't have to do all of it, and short sessions are best.



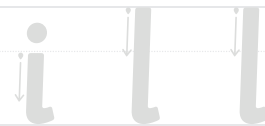
Trace the letter movement



Practise and copy



Practise and copy



Name: _____

Long Ladder letters u y

Helping your child practise the correct movement for these letters will help them develop efficient handwriting. They don't have to do all of it, and short sessions are best.



Trace the letter movement

u u u u

u u

y y y y

y y



Practise and copy

u u

y y



Practise and copy

y o u

y e s

Name: _____

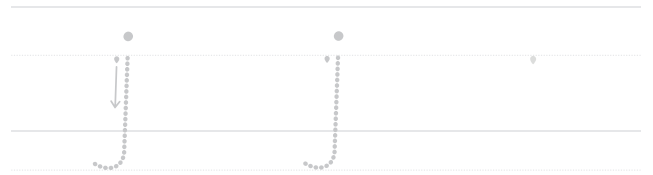
Long Ladder letters j k

Helping your child practise the correct movement for these letters will help them develop efficient handwriting. They don't have to do all of it, and short sessions are best.



Trace the letter movement

j j j j



k k k k



Practise and copy

j j

k k



Practise and copy

j o y

k i d

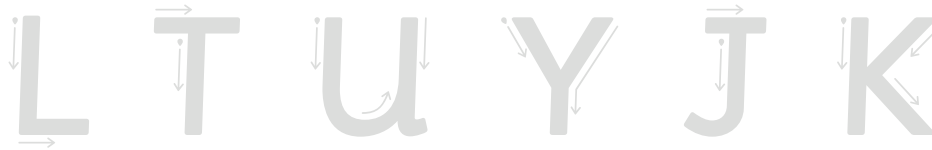
Name: _____

Long Ladder letter capitals

Helping your child practise the correct movement for these letters will help them develop efficient handwriting. They don't have to do all of it, and short sessions are best.



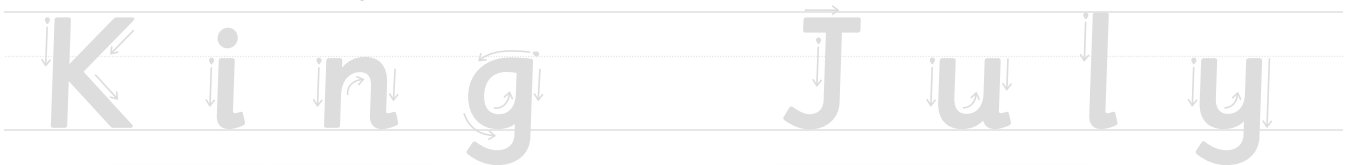
Trace the letter movement



Practise and copy



Practise and copy



Name: _____

Robot letters r n m

Helping your child practise the correct movement for these letters will help them develop efficient handwriting. They don't have to do all of it, and short sessions are best.



Trace the letter movement

r r r r

r r

n n n n

n n

m m m m

m m



Practise and copy

r r

n n

m m



Practise and copy

r a n

m e n

Name: _____

Robot letters h b p

Helping your child practise the correct movement for these letters will help them develop efficient handwriting. They don't have to do all of it, and short sessions are best.



Trace the letter movement

h h h h

h h

b b b b

b b

p p p p

p p



Practise and copy

h h

b b

p p



Practise and copy

b a p

h e r

Name: _____

Robot capital letters

Helping your child practise the correct movement for these letters will help them develop efficient handwriting. They don't have to do all of it, and short sessions are best.



Trace the letter movement

R N M H B P

R N M H B P



Practise and copy

R N M H B P



Practise and copy

M r s P a t

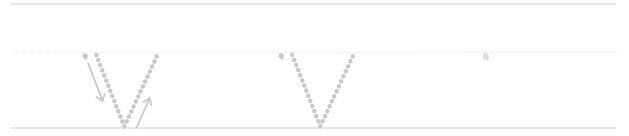
Name: _____

Zigzag letters v w


Helping your child practise the correct movement for these letters will help them develop efficient handwriting. They don't have to do all of it, and short sessions are best.



Trace the letter movement



Practise and copy



Practise and copy



Name: _____

Zigzag letters x z

Helping your child practise the correct movement for these letters will help them develop efficient handwriting. They don't have to do all of it, and short sessions are best.



Trace the letter movement

x x x x

x x

z z z z

z z



Practise and copy

x x

z z



Practise and copy

b o x z e b r a

Name: _____

Zigzag capitals

Helping your child practise the correct movement for these letters will help them develop efficient handwriting. They don't have to do all of it, and short sessions are best.



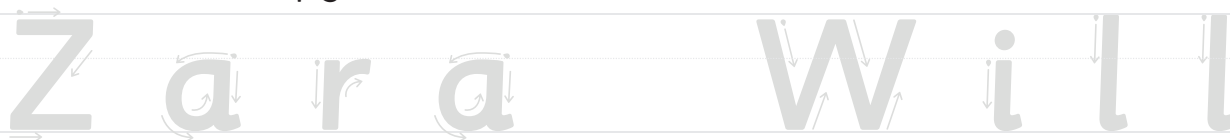
Trace the letter movement



Practise and copy



Practise and copy



Name: _____

Numbers 1-10

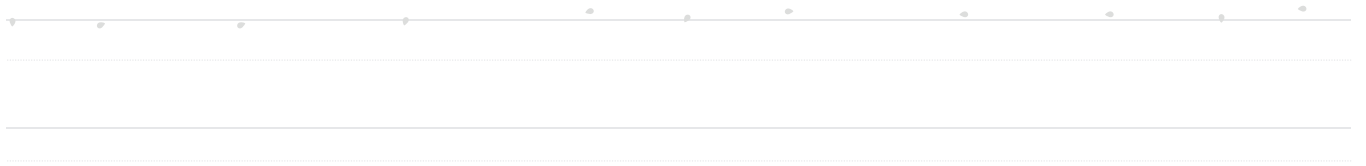
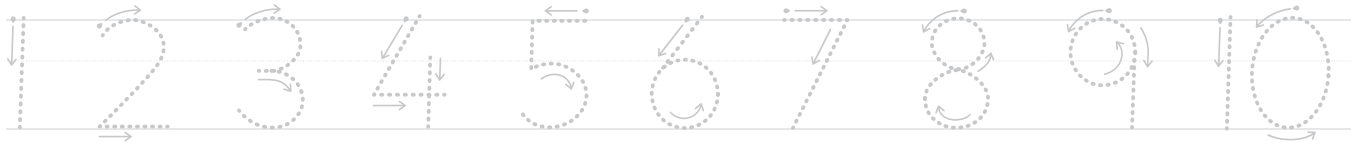
Helping your child practise the correct movement for these letters will help them develop efficient handwriting. They don't have to do all of it, and short sessions are best.



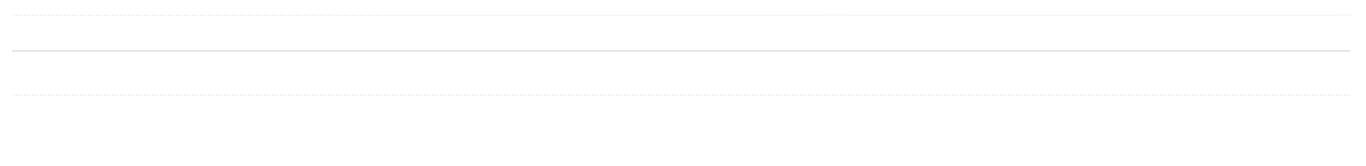
Trace the number movement



Practise and copy



Practise and copy



Name: _____

sh th

Helping your child practise the correct movement for these letters will help them develop efficient handwriting. They don't have to do all of it, and short sessions are best.



Trace the letter movement

sh sh sh sh

sh sh

th th th th

th th



Practise and copy

sh sh

th th



Practise and copy

she

they

Name: _____

ck qu

Helping your child practise the correct movement for these letters will help them develop efficient handwriting. They don't have to do all of it, and short sessions are best.



Trace the letter movement

ck ck ck ck

ck ck

qu qu qu qu

qu qu



Practise and copy

ck ck

qu qu



Practise and copy

d u c k qu a c k

Name: _____

ss ll ff zz

Helping your child practise the correct movement for these letters will help them develop efficient handwriting. They don't have to do all of it, and short sessions are best.



Trace the letter movement

ss ss ss ss

ss ss

ll ll ll ll

ll ll

ff ff ff ff

ff ff

zz zz zz zz

zz zz



Practise and copy

ss

ll

ff

zz



Practise and copy

h i l l

c u f f

Name: _____

ai

Helping your child practise the correct movement for these letters will help them develop efficient handwriting. They don't have to do all of it, and short sessions are best.



Trace the letter movement

ai ai ai ai ai ai

ai ai ai ai ai ai



Practise and copy

ai ai ai ai



Practise and copy

tail rain

Name: _____

ai

Helping your child practise the correct joins for these letters will help them develop efficient handwriting. They don't have to do all of it, and short sessions are best.



Trace the letter movement

ai ai ai ai ai ai

ai ai ai ai ai ai



Practise and copy

ai ai ai ai



Practise and copy

s n ai l p ai n

Name: _____

ch

Helping your child practise the correct movement for these letters will help them develop efficient handwriting. They don't have to do all of it, and short sessions are best.



Trace the letter movement

ch ch ch ch ch ch ch

ch ch ch ch ch ch ch



Practise and copy

ch ch ch ch



Practise and copy

chat rich

Name: _____

ch

Helping your child practise the correct joins for these letters will help them develop efficient handwriting. They don't have to do all of it, and short sessions are best.



Trace the letter movement

ch ch ch ch ch ch

ch ch ch ch ch ch



Practise and copy

ch ch ch ch



Practise and copy

l u n ch ch i p

Name: _____

wa

Helping your child practise the correct movement for these letters will help them develop efficient handwriting. They don't have to do all of it, and short sessions are best.



Trace the letter movement

wa wa wa wa wa wa

wa wa wa wa wa wa



Practise and copy

wa wa wa wa



Practise and copy

water walk

Name: _____

wa

Helping your child practise the correct joins for these letters will help them develop efficient handwriting. They don't have to do all of it, and short sessions are best.



Trace the letter movement

wa wa wa wa wa wa

wa wa wa wa wa wa



Practise and copy

wa wa wa wa



Practise and copy

wa s h wa v e

Name: _____

wh

Helping your child practise the correct movement for these letters will help them develop efficient handwriting. They don't have to do all of it, and short sessions are best.



Trace the letter movement

wh wh wh wh wh wh

wh wh wh wh wh wh



Practise and copy

wh wh wh wh



Practise and copy

what when

Name: _____

wh

Helping your child practise the correct joins for these letters will help them develop efficient handwriting. They don't have to do all of it, and short sessions are best.



Trace the letter movement

wh wh wh wh wh wh

wh wh wh wh wh wh



Practise and copy

wh wh wh wh



Practise and copy

wheel why

Name: _____

ad

Helping your child practise the correct movement for these letters will help them develop efficient handwriting. They don't have to do all of it, and short sessions are best.



Trace the letter movement

ad ad ad ad ad ad ad

ad ad ad ad ad ad ad



Practise and copy

ad ad ad ad



Practise and copy

a d d

s a d

Name: _____

ad

Helping your child practise the correct joins for these letters will help them develop efficient handwriting. They don't have to do all of it, and short sessions are best.



Trace the letter movement

ad ad ad ad ad ad

ad ad ad ad ad ad



Practise and copy

ad ad ad ad



Practise and copy

b ad ad u l t

Name: _____

Mixed capitals and small letters

Helping your child practise the correct movement for these letters will help them develop efficient handwriting. They don't have to do all of it, and short sessions are best.



Trace the letter movement

C g F L r w

C g F L r w



Practise and copy

H V m B p s



Practise and copy

R u wa Z a ch